

Simple as 1, 2, 3...

Packaging Information

Introductory Pack

Contains: 1-300ml Base, 1-62ml Catalyst, 1 Cartridge Body and 10 Mix Tips

Item #	Description
28103.....	Binetics Putty Fast
28104.....	Binetics Putty Soft

Standard Pack

Contains: 2-300ml Base, 2-62ml Catalyst

Item #	Description
11661.....	Binetics Putty Fast
11667.....	Binetics Putty Soft

Accessories

Item #	Description
17744.....	Cartridge Body
17253.....	Mix Tips (pkg/50)

Contact Wash Material

Item #	Description
11892.....	Contact Plus (Contains: 2-50ml and 12 Tips)
11892NT.....	Contact Plus (Contains: 2-50ml)
11892B.....	Contact Plus (Contains: 12-50ml)

Your Roydent Distributor:

binetics putty.

The first real putty in a foil bag.



VIP - very intelligent putty

The first real putty in a foil bag: **Binetics putty**. For taking putty impressions as smoothly as you've always wanted. No more manual kneading - an exact dosage and an economical use of material. Clean, safe, fast. Supplied in the convenient Plug & Press system. And naturally, Binetics putty meets the quality standards you're looking for. A brief intraoral setting time as well as neutral taste and odor. Available in two versions: **Putty fast** for taking two-step putty-wash impressions and **Putty soft** for the "Sandwich technique" - whatever you want.

binetics putty: The VIP putty.

Experience a new and unique type of sheer convenience: VIP stands for "Very Intelligent Putty" – and there are good reasons for that! Binetics putty is the first "real" putty to be dispensed from a foil bag. It is an addition-curing putty which offers easy handling and can be dispensed in the required amounts. Moreover, it reduces the number of errors in daily practice.

An intelligent principle.

Binetics putty contains a revolutionary and innovative catalyst system which initiates a two-step reaction to create the putty material. The first step of the reaction involves creating the workable consistency. The second step of the reaction cross-links and cures the impression material.

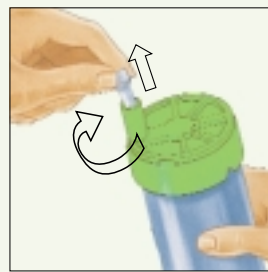
Intelligent advantages at a glance:

- No more manual kneading – You can mix the material easily and hygienically by simply pressing a button
- Exact dosage – constant results
- Less material – Only the required amount is extruded
- Ideal putty quality – easy cutting
- Pleasant for patients – Brief intraoral setting time, tasteless and odorless

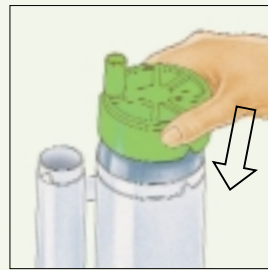
Intelligent processing with the foil bag system.



Clean. Safe. Fast.



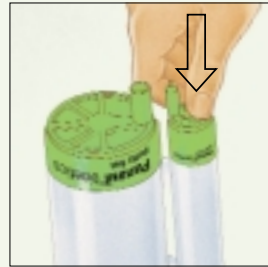
1. Before use, unlock the white locking clip on the activating head of the large foil bag by turning it in the direction indicated by the arrow, and pull it out.



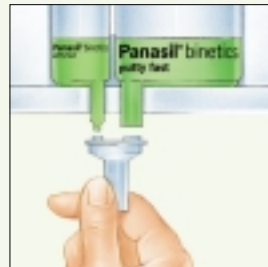
2. Fit the activating head to the large foil bag and insert it into the cartridge body, ensuring that the notches in the activating head are aligned with those in the cartridge body.



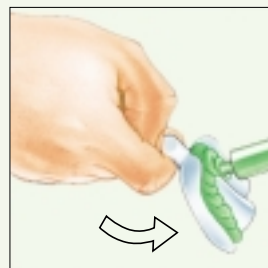
3. Press the activating head as far as possible onto the cartridge body. When the activating head is pressed into place, a spike punctures the foil bag automatically.



4. Continue with the small foil bag as described in sections 2) and 3).



5. Place the cartridge body in the mixer and run it until the putty is extruded uniformly. Fit the dynamic mixing tip and close the locking clip. The Kettenbach foil bag system must be used in electric dispensers/mixers.



6. Load the tray with the desired amount of putty. The tray should be tilted and pressed gently against the tip. The tip must remain immersed in the material while it is being extruded. The full mixing tip should be left on the cartridge body to seal it when finished.



7. Once the foil bags are empty, they are simply pulled out of the cartridges with the activating heads and discarded.

binetics putty: Putty fast or soft.

Binetics putty fast

is kiwi green and ideal for two-step putty-wash impressions. Due to its brief total working time, Putty fast can be perfectly combined with Contact Plus.

Total working time:

1:30 min.

Intraoral setting time:

2:30 min.

Final set:

4:00 min.

Binetics putty soft

is grapefruit yellow and ideal for the "sandwich" technique. Due to its slightly longer total working time, it can be combined with Contact Plus.

Total working time:

2:00 min.

Intraoral setting time:

3:00 min.

Final set:

5:00 min.

Combine perfectly.

Contact Plus light body material is highly precise and accurate. This "A" silicone precision impression material complements the new Binetics putty perfectly.

